

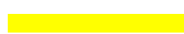





Application Rate (tonnes/mile)


	200		275
	250		300

Gravel Program

	Fall
	Summer

Road Type

	Provincial Highway
	County Gravel



2021 Division 1 Gravel Map