

2019 Community Overview

A SOCIO-ECONOMIC PROFILE

County of Wetaskiwin



COUNTY OF
WETASKIWIN NO.10

POPULATION: 11,181

Median Age

Male	47.3
Female	46.7

Number of Businesses: 262
(2017)

Crop Acres: 320,360 (2016)

Number of Farms: 954 (2016)

Permits Issued (2015): 2

Total Permit Value (2015):
\$220,000

Average Household Income

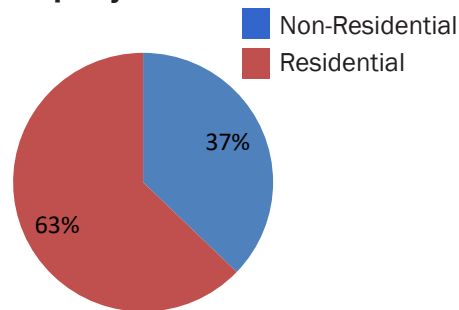
\$108,992

**Average After-Tax
Household Income**

\$88,019

2015

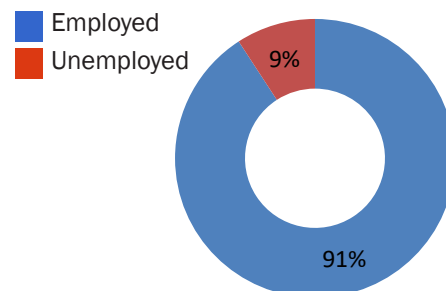
Property Assessments



In the Labour Force

6,160

Participation Rate **68%**



A proud member of



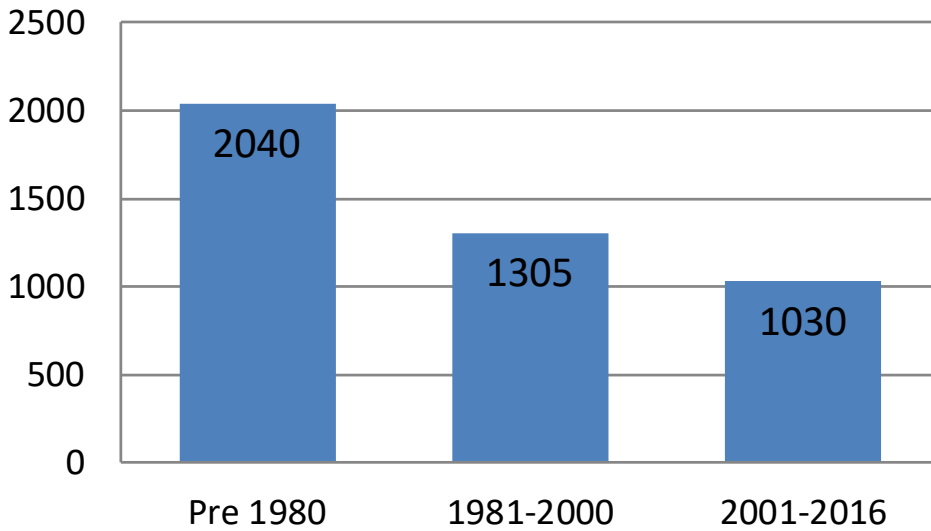
**Total Households
for Tenure
4,375**

**Owned 87%
Rented 13%**

Average Household Consumption

Shelter	\$20,404
Food	\$9,181
Household operation & furnishings	\$7,891
Health care	\$2,949
Transportation	\$15,690
Recreation & Entertainment	\$5,785
Personal care & clothing	\$5,792
Child Care	\$435
Education & books	\$1,337
Miscellaneous expenditures	\$2,693
Total	\$72,157

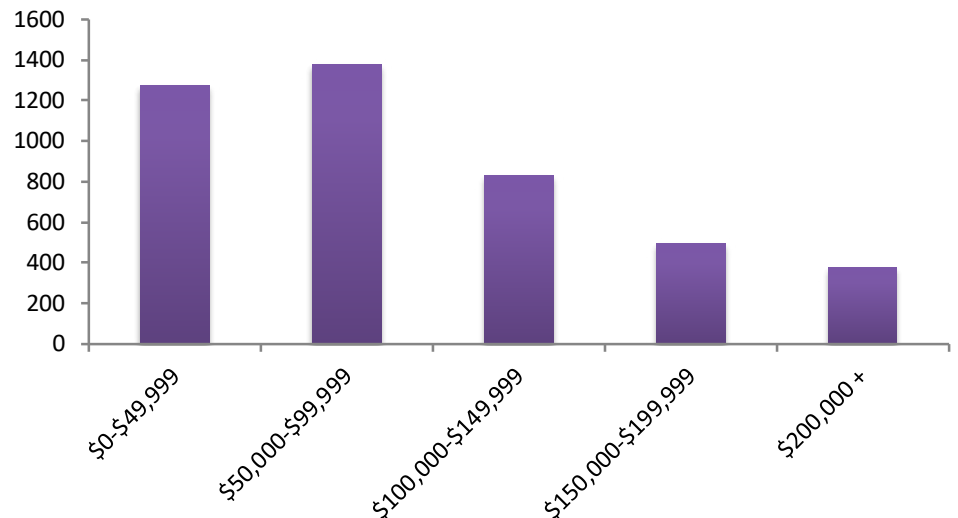
Occupied Private Dwelling by Period of Construction



Housing by Structure

Single Family	3,830
Multi-Family	75
Apartments	10
Movable Dwellings	450

Number of Households by Income Group



**COUNTY OF
WETASKIWIN NO.10**



COUNTY OF
WETASKIWIN NO.10

2019 Community Overview

A SOCIO-ECONOMIC PROFILE

Occupations

(number of jobs)

Trades, transport and equipment operators and related occupations	1,380
Management occupations	1,185
Sales and service occupations	1,005
Business, finance and administration occupations	765
Natural resources, agriculture and related production occupations	495
Education, law and social, community and government services	465
Health occupations	325
Natural and applied sciences and related occupations	215
Manufacturing and utilities	195
Art, culture, recreation and sport	90

Vehicle Registrations (2017)

6,538

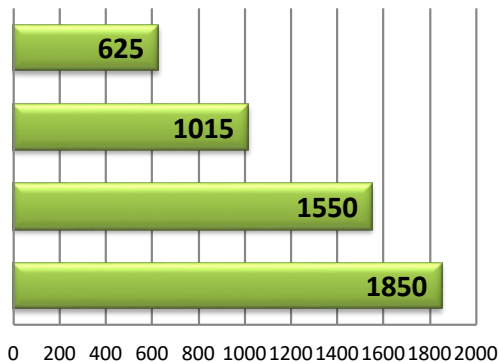
Top Ten Industries

(number of jobs)

Agriculture, forestry, fishing and hunting	990
Construction	725
Retail trade	645
Mining, quarrying, and oil and gas extraction	550
Health care and social assistance	425
Educational services	390
Professional, scientific and technical services	320
Manufacturing	310
Transportation and warehousing	305
Services other than public administration	305

Highest Educational Attainment (Ages 25-64)

University degree at bachelor level or above	625
Apprenticeship or trades certificate	1015
Other Postsecondary below bachelor level	1550
High School diploma or equivalent	1850

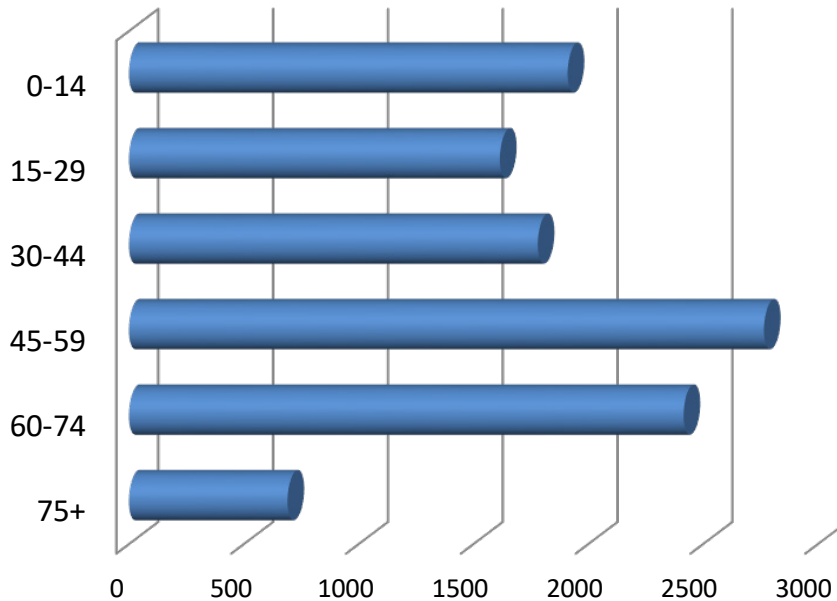


2019 Community Overview

A SOCIO-ECONOMIC PROFILE

Education (2017)


Population by Age Group



K-9 Enrollment
779
High School Enrollment
210
Post-secondary Enrollment
153

New Apprentices

23
(2015)



COUNTY OF
WETASKIWIN
NO.10

For more information, contact:

Economic Development

Ph: 780-352-3321

Email: dblades@county.wetaskiwin.ab.ca

www.county.wetaskiwin.ab.ca

Produced in partnership with



www.centralalberta.ab.ca

The data used to prepare this report has been sourced from the Alberta Regional Dashboard, Stats Canada 2016 Census and municipalities. The reference period is the calendar year 2015 for all Census income variables.

This report is for information purposes only and CAEP does not assume any responsibility or liability by providing it. While every effort has been made to control errors, users are advised to confirm any numbers before making decisions or assumptions based on the information in this document. Data prepared by Pinnacle Communication & Media Inc. on behalf of CAEP.

For more information about CAEP, contact:

Ph: 403-357-2237

Email: info@caepalberta.com